





District Health Assessment for Multiple District 301 through December 2024

		Clubs							Membership							Member Strength		Cancellation		Reports			Finance	Leadership			
District Name	Status/ Number of Months in Status *	Active Clubs	Clubs in Status Quo	Total Clubs	% Status Quo Clubs in Financial Suspension	New Clubs	Cancelled Clubs	YTD Net Club Gain/Loss	Current Members In Active Clubs	Current Members In Status Quo Clubs	Current Total Members Count	YTD Add	YTD Drop	YTD NetGrowth (includes Active and Status Quo)	YTD NetGrowth% (includes Active and Status Quo)	Member Count 12 Months Ago	Average Member Count Per Club	% of Clubs with less than 20 members	Average Cancelled Club Age	Members Lost Due to Cancelled Clubs	% of Clubs Reporting Service	% No MMR in 3 Months	% No Officer Report in 12 months	% of Clubs with balance 90+ days	Number of Zone Chairs Recorded	Number of Region Chairs Recorded	District Officers Vacancies **
301A2	T(24)	92	3	95	100%	1	7	-6	3272	53	3325	316	388	-72	-2.12%	3,367	36	19%	29	186	77%	29%	4%	24%	30	13	
301A3		31	0	31	0%	0	2	-2	962	0	962	31	80	-49	-4.85%	993	31	26%	14	27	55%	48%	19%	19%	9	3	
301A4	T(19)	32	0	32	0%	0	0	0	1115	0	1115	73	69	4	0.36%	1,148	35	19%	0	0	41%	56%	3%	53%	16	8	
301 B1	T(8)	46	0	46	0%	3	1	2	1365	0	1365	203	126	77	5.98%	1,196	30	35%	10	23	96%	37%	0%	9%	14	8	
301 B2		39	0	39	0%	1	4	-3	1222	0	1222	162	163	-1	-0.08%	1,312	31	23%	16	106	54%	41%	5%	15%	13	6	
301 C		55	0	55	0%	6	1	5	1961	0	1961	523	151	372	23.41%	1,656	36	18%	5	7	87%	24%	0%	13%	11	4	
301D1		55	3	58	100%	1	2	-1	1454	53	1507	144	210	-66	-4.20%	1,564	26	38%	1	90	52%	47%	2%	17%	14	7	
301D2		82	1	83	100%	2	16	-14	1818	21	1859	144	838	-694	-27.18%	2,090	22	46%	7	349	19%	40%	22%	42%	14	5	
301 E		49	4	53	100%	8	8	0	1955	107	2062	351	270	81	4.09%	1,694	40	11%	35	198	53%	42%	4%	23%	18	1	
		481	11	492	100%	22	41	-19	15124	234	15378	1947	2295	-348	-2.21%	15,020	32	27%	17	986	59%	38%	7%	24%	139	55	




District Health Assessment for Multiple District 308 through December 2024

		Clubs							Membership							Member Strength		Cancellation		Reports			Finance		Leadership		
District Name	Status/ Number of Months in Status *	Active Clubs	Clubs in Status Quo	Total Clubs	% Status Quo Clubs in Financial Suspension	New Clubs	Cancelled Clubs	YTD Net Club Gain/Loss	Current Members In Active Clubs	Current Members In Status Quo Clubs	Current Total Members Count	YTD Add	YTD Drop	YTD NetGrowth (includes Active and Status Quo)	YTD NetGrowth% (includes Active and Status Quo)	Member Count 12 Months Ago	Average Member Count Per Club	% of Clubs with less than 20 members	Average Cancelled Club Age	Members Lost Due to Cancelled Clubs	% of Clubs Reporting Service	% No MMR in 3 Months	% No Officer Report in 12 months	% of Clubs with balance 90+ days	Number of Zone Chairs Recorded	Number of Region Chairs Recorded	District Officers Vacancies **
308 A2		93	1	94	100%	0	2	-2	2683	5	2688	195	75	120	4.67%	2,573	29	27%	16	11	77%	53%	1%	4%	20	8	
308 B1		68	0	68	0%	0	4	-4	1940	0	1940	143	133	10	0.52%	1,993	29	35%	7	65	85%	47%	0%	4%	15	6	
308 B2		130	0	130	0%	2	7	-5	3845	0	3845	335	274	61	1.61%	3,945	30	36%	7	104	74%	43%	1%	8%	26	9	
308 B3		64	0	64	0%	1	0	1	2296	0	2296	254	63	191	9.07%	2,101	36	16%	0	0	97%	38%	2%	14%	16	7	
		355	1	356	100%	3	13	-10	10764	5	10769	927	545	382	3.68%	10,612	30	30%	8	180	81%	46%	1%	8%	77	30	




District Health Assessment for Multiple District 310 through December 2024

		Clubs							Membership							Member Strength		Cancellation		Reports			Finance	Leadership			
District Name	Status/ Number of Months in Status *	Active Clubs	Clubs in Status Quo	Total Clubs	% Status Quo Clubs in Financial Suspension	New Clubs	Cancelled Clubs	YTD Net Club Gain/Loss	Current Members In Active Clubs	Current Members In Status Quo Clubs	Current Total Members Count	YTD Add	YTD Drop	YTD NetGrowth (includes Active and Status Quo)	YTD NetGrowth% (includes Active and Status Quo)	Member Count 12 Months Ago	Average Member Count Per Club	% of Clubs with less than 20 members	Average Cancelled Club Age	Members Lost Due to Cancelled Clubs	% of Clubs Reporting Service	% No MMR in 3 Months	% No Officer Report in 12 months	% of Clubs with balance 90+ days	Number of Zone Chairs Recorded	Number of Region Chairs Recorded	District Officers Vacancies **
310 A1	T(24)	47	0	47	0%	1	0	1	729	0	729	79	118	-39	-5.08%	733	16	70%	0	0	30%	47%	9%	9%	10	4	
310 A2	T(23)	44	0	44	0%	1	0	1	1151	0	1151	158	126	32	2.86%	1,113	26	43%	0	0	57%	27%	2%	23%	0	0	GLT
310 B	T(19)	39	0	39	0%	1	0	1	1223	0	1223	90	49	41	3.47%	1,218	31	21%	0	0	49%	49%	5%	8%	9	3	
310 C	T(24)	42	0	42	0%	0	1	-1	1122	0	1122	76	91	-15	-1.32%	1,149	27	40%	9	12	64%	48%	0%	21%	10	0	GMT,GST
310 D		71	0	71	0%	2	1	1	1445	0	1445	154	112	42	2.99%	1,306	20	49%	3	0	10%	66%	1%	3%	16	8	
310 E	T(5)	65	0	65	0%	2	0	2	1225	0	1225	127	124	3	0.25%	1,277	19	58%	0	0	22%	55%	0%	8%	14	7	
		308	0	308	0%	7	2	5	6895	0	6895	684	620	64	0.94%	6,796	22	49%	6	12	34%	51%	3%	11%	59	22	




District Health Assessment for District 204 through December 2024

		Clubs							Membership							Member Strength		Cancellation		Reports			Finance	Leadership			
District Name	Status/ Number of Months in Status *	Active Clubs	Clubs in Status Quo	Total Clubs	% Status Quo in Financial Suspension	New Clubs	Cancelled Clubs	YTD Net Club Gain/ Loss	Current Members In Active Clubs	Current Members In Status Quo Clubs	Current Total Members Count	YTD Add	YTD Drop	YTD NetGrowth (includes Active and Status Quo)	YTD NetGrowth% (includes Active and Status Quo)	Member Count 12 Months Ago	Average Member Count Per Club	% of Clubs with less than 20 members	Average Cancelled Club Age	Members Lost Due to Cancelled Clubs	% of Clubs Reporting Service	% No MMR in 3 Months	% No Officer Report in 12 months	% of Clubs with balance 90+ days	Number of Zone Chairs Recorded	Number of Region Chairs Recorded	District Officers Vacancies **
204	P	39	0	39	0%	7	0	7	1276	0	1276	285	122	163	14.65%	1,082	33	23%	0	0	77%	41%	0%	10%	9	3	
		39	0	39	0%	7	0	7	1276	0	1276	285	122	163	14.65%	1,082	33	23%	0	0	77%	41%	0%	10%	9	3	



District Health Assessment for District 309 through December 2024

		Clubs							Membership							Member Strength		Cancellation		Reports			Finance	Leadership			
District Name	Status/ Number of Months in Status *	Active Clubs	Clubs in Status Quo	Total Clubs	% Status Quo Clubs in Financial Suspension	New Clubs	Cancelled Clubs	YTD Net Club Gain/ Loss	Current Members In Active Clubs	Current Members In Status Quo Clubs	Current Total Members Count	YTD Add	YTD Drop	YTD NetGrowth (includes Active and Status Quo)	YTD NetGrowth% (includes Active and Status Quo)	Member Count 12 Months Ago	Average Member Count Per Club	% of Clubs with less than 20 members	Average Cancelled Club Age	Members Lost Due to Cancelled Clubs	% of Clubs Reporting Service	% No MMR in 3 Months	% No Officer Report in 12 months	% of Clubs with balance 90+ days	Number of Zone Chairs Recorded	Number of Region Chairs Recorded	District Officers Vacancies **
309		109	0	109	0%	1	0	1	3327	0	3327	352	248	104	3.23%	3,239	31	42%	0	0	41%	67%	7%	8%	27	9	
		109	0	109	0%	1	0	1	3327	0	3327	352	248	104	3.23%	3,239	31	42%	0	0	41%	67%	7%	8%	27	9	



District Health Assessment for Ident 5843 - CAMBODIA,KINGDOM OF - UND through December 2024

Status/ District Name of Months in Status *		Clubs							Membership							Member Strength		Cancellation		Reports			Finance		Leadership		
		Active Clubs	Clubs in Status Quo	Total Clubs	% Status Quo in Financial Suspension	New Clubs	Cancelled Clubs	YTD Net Club Gain/ Loss	Current Members In Active Clubs	Current Members In Status Quo Clubs	Current Total Members Count	YTD Add	YTD Drop	YTD NetGrowth (includes Active and Status Quo)	YTD NetGrowth% (includes Active and Status Quo)	Member Count 12 Months Ago	Average Member Count Per Club	% of Clubs with less than 20 members	Average Cancelled Club Age	Members Lost Due to Cancelled Clubs	% of Clubs Reporting Service	% No MMR in 3 Months	% No Officer Report in 12 months	% of Clubs with balance 90+ days	Number of Zone Chairs Recorded	Number of Region Chairs Recorded	District Officers Vacancies **
Ident 5843 - CAMBODIA,KING DOM OF		3	0	3	0%	0	0	68	0	68	15	15	0	0.00%	64	23	33%	0	0	33%	0%	0%	0%	0	0		
		3	0	3	0%	0	0	68	0	68	15	15	0	0.00%	64	23	33%	0	0	33%	0%	0%	0%	0	0		



District Health Assessment for Ident 5845 - REP OF THE UNION OF MYANMAR - UND through December 2024

Status/ District Name Number of Months in Status *		Clubs							Membership							Member Strength		Cancellation		Reports			Finance		Leadership		
		Active Clubs	Clubs in Status Quo	Total Clubs	% Status Quo Clubs in Financial Suspension	New Clubs	Cancelled Clubs	YTD Net Club Gain/Loss	Current Members In Active Clubs	Current Members In Status Quo Clubs	Current Total Members Count	YTD Add	YTD Drop	YTD NetGrowth (includes Active and Status Quo)	YTD NetGrowth% (includes Active and Status Quo)	Member Count 12 Months Ago	Average Member Count Per Club	% of Clubs with less than 20 members	Average Cancelled Club Age	Members Lost Due to Cancelled Clubs	% of Clubs Reporting Service	% No MMR in 3 Months	% No Officer Report in 12 months	% of Clubs with balance 90+ days	Number of Zone Chairs Recorded	Number of Region Chairs Recorded	District Officers Vacancies **
Ident 5845 - REP OF THE UNION OF MYANMAR		1	0	1	0%	0	1	-1	20	0	20	0	20	-20	-50.00%	40	20	0%	6	20	0%	100%	0%	0%	0	0	
		1	0	1	0%	0	1	-1	20	0	20	0	20	-20	-50.00%	40	20	0%	6	20	0%	100%	0%	0%	0	0	

* - District Status: P - Provisional, T - Transitional.
** - District Officers Vacancies: DG - District Governor, 1st VDG - First Vice District Governor, 2nd VDG - Second Vice District Governor.